


Enthalpy Plate Heat Exchanger VAPOBLOC


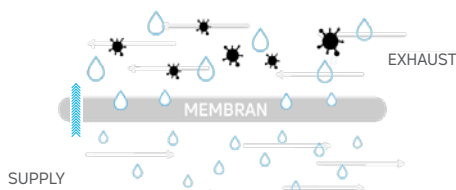
Energy recovery for a healthy indoor climate









Transfers heat and humidity - tight against germs and smells

In tropical climate zones the cooling and dehumidifying of the fresh air requires a lot of energy. In many applications the hygienic and comfort requirements do not allow the usage of rotary heat exchangers due to transfer of smell and germs.

A remedy is the new VAPOBLOC from POLYBLOC. This specially designed energy exchanger transfers the heat and humidity from the extract air to the supply air but leaves out smells, spores and bacteria. The VAPOBLOC is therefore ideal for use in sensitive areas such as hospitals, schools, residential homes and apartment buildings.



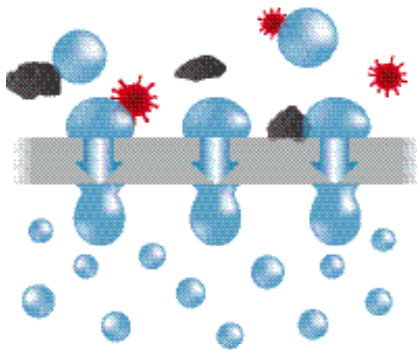
-  Humidity transfer. With the special Polymer-Membrane both humidity and heat are transferred from return air to supply air. Indoor air quality is therefore greatly increased.
-  High cooling efficiency. Different sizes allow for optimal sizing to comply with the requirements.
-  This vapor permeable membrane allows the transfer of water vapor molecules. Other components such as air, smells, spores and bacteria are prevented from passing through from one air stream to the other.
-  The regulations according to VDI 6022 are strictly fulfilled.
-  The cooling unit can be designed much smaller. The running costs are at least 50% lower compared to standard plate heat exchangers.
-  Minimal Maintenance: Vapobloc is easy to clean and has no moving parts.





Humidity transfer / Hygiene

Vapobloc doesn't depend on pores or fragile surface-mounted desiccants to transfer humidity from one air stream to the other.

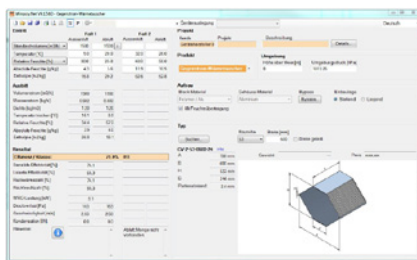


Instead, the dense functional copolymer layer separating the air streams absorbs water vapor creating liquid channels in the solid membrane. There is no physical opening, so the polymer is hermetic and prevents crossover of air or other gases. Only water molecules move through hydrophilic segments of the polymer membrane by a stepping-stone mechanism driven by the vapour pressure differential across the material.

Membran characteristics:

Air permeation <math><0.05 \text{ cm}^3/\text{cm}^2/\text{min}/\text{kPa}</math>

Water Vapor Flux: >28 kg/m²/d



The Selection Program WINPOLY

Using the selection program WINPOLY you can calculate the Vapobloc performance in the same way as our other products. The Blackbox DLL enables integration into your selection program.

The program is downloadable from polybloc.com





Cleaning

The Vapobloc should be checked regularly for dirt and be cleaned if necessary. At least once a year the Vapobloc must be cleaned in order to maintain its latent effectiveness.

Moderate contamination can be dealt with by rinsing the exchanger with warm tap water (max. 60°C). If necessary a mild dishwashing liquid such as Palmolive or Pril could be added.

Do not use a high pressure cleaner - it could damage the membranes.





Text for Specifications

- Enthalpy plate heat exchanger for the transfer of sensible and latent energy, through use of polymer membrane.
- Temperature efficiency dry not less than 73%
Humidity efficiency not less than 60%
- Completely separated air streams by vapor permeable polymer with a vapor flux not less than 28 kg/m²/d
- Air tight with a maximal leakage rate of 0.5% at 250 Pa (1.0 inWC) pressure differential and 2 m/s face velocity. Proof by unique item test.
- Eurovent certified
- Incl. Hygiene certificate ISO 846 and VDI 6022
- Classification of reaction to fire performance. Class E, in accordance with EN 13501-1: 2018 and UL 900
- Tight against germs and smells
- Spacer for optimal air guidance
- Freeze- and water-resistant



Sizes and Construction Counterflow VAPOBLOC - CV

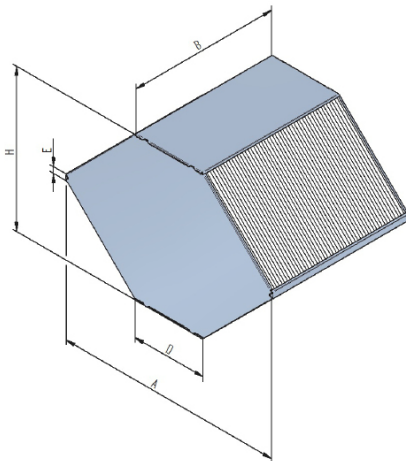



Enthalpy Counterflow - Plate Heat Exchanger CV

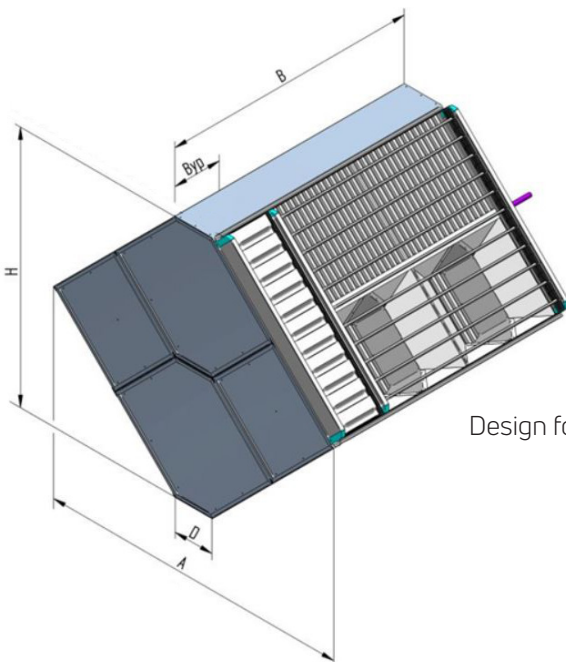
The Vapobloc-CV has the identical outside dimensions as the standard aluminium counter-flow plate heat exchanger.

Different sizes and adjustment of the width allow an optimal layout design relating to pressure loss and effectiveness.

If desired even with by-pass and damper.



Type	A (mm)	D (mm)	E (mm)	H (mm)
CV-4-17-...-22	397	246	21	172
CV-4-23-...-23	454	246	21	230
CV-4-27-...-23	496	246	21	271
CV-2-31-...-22	535	246	21	310
CV-4-36S-...-23	366	194	14	366
CV-2-39-...-24	617	246	21	392
CV-2-53-...-24	757	246	21	531
CV-2-67-...-26	898	248	23	672
CV-2-81-...-26	1039	248	24	811
CV-2-95-...-26	1181	249	24	954
CV-2-120-...-24	1471	251	-	1220
CV-2-134-...-26	1612	251	-	1361
CV-2-148-...-26	1753	251	-	1501
CV-2-162-...-26	1894	251	-	1642
CV-2-176-...-26	2036	251	-	1784
CV-2-190-...-26	2178	251	-	1926




Design for sizes CV-2-120 to CV-2-190:



Sizes and Construction Crossflow VAPOBLOC - VB



Assembly / Sizes / Construction / Technical data



The Vapobloc is assembled in the same way as the classic POLYBLOC plate heat exchanger. The distance plates are made out of corrugated aluminium plates which gives the plate heat exchanger its unique mechanical stability.

Instead of a dividing plate between air streams Vapobloc uses a vapour permeable Copolymer stretched over the distance plates.

Different fin spacing and square lengths are available, allowing an optimal layout design relating to pressure loss and effectiveness.

Square length: 505, 605, 755, 1010, 1210, 1510, 2020, 2420 and 3020 mm

Fin spacing: 2.0, 2.5, 3.0, 3.5, 4.5 and 5.5 mm

Square length and fin spacing can be combined as required.

